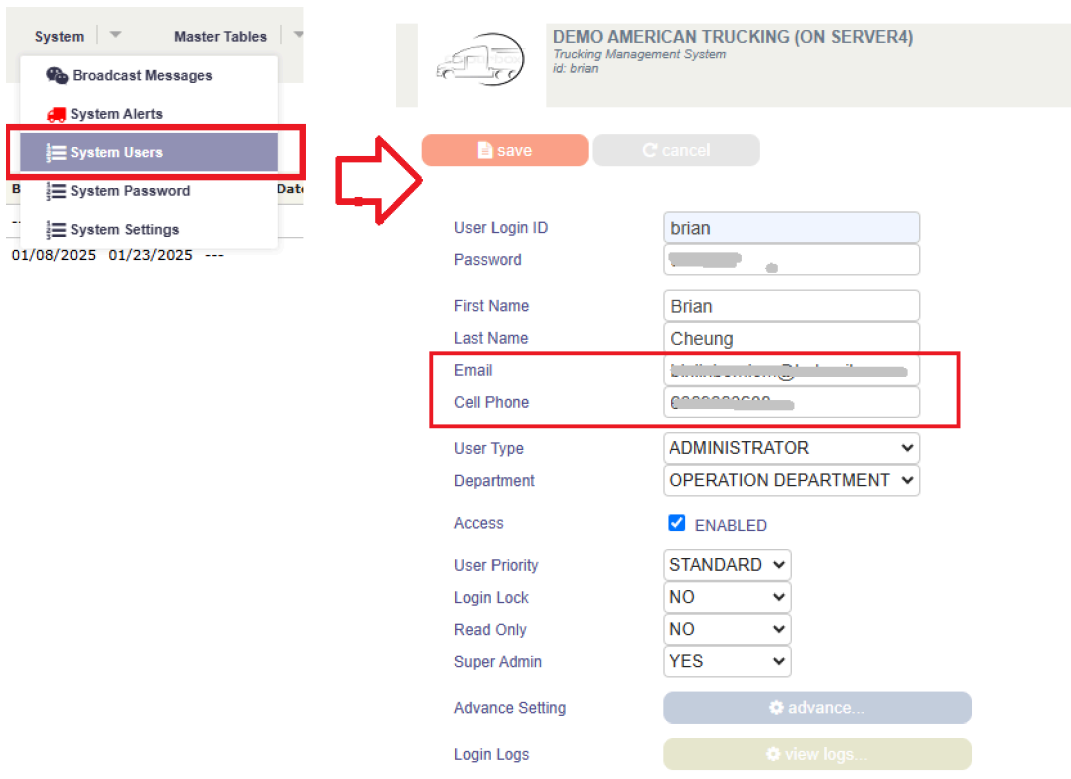


## COMPANY CHASSIS INSPECTION NOTIFICATION

This document describes how to set up system users to receive notification for due company chassis inspection.

### BEFORE YOU START

Since the system will send out email or SMS according to what you specify in the system user profile. Please make sure you have input both email and phone number in your system user login profile. You can check this in the system users function. You may need to login as admin in order to view it.



**System** | **Master Tables**

- Broadcast Messages
- System Alerts
- System Users**
- System Password
- System Settings

01/08/2025 01/23/2025 ---

**DEMO AMERICAN TRUCKING (ON SERVER4)**  
Trucking Management System  
id: brian

**save** **cancel**

User Login ID: brian

Password: [REDACTED]

First Name: Brian

Last Name: Cheung

Email: [REDACTED]

Cell Phone: [REDACTED]

User Type: ADMINISTRATOR

Department: OPERATION DEPARTMENT

Access: ☒ ENABLED

User Priority: STANDARD

Login Lock: NO

Read Only: NO

Super Admin: YES

Advance Setting: **advance...**

Login Logs: **view logs...**

A/ Chassis Inspection Date

Now you can input inspection date for a company chassis.

save

cancel

Chassis Number

BRIAN#333333

Current Status

AVAILABLE

Chassis Location

AREA-01

BIT Date

FMCSA Date

Inspection Date

01/01/2025

Available DateTime

00

:

00

Remarks

Last Modified on

1/8/2025 10:43:12 AM

Last Modified by

brian

B/ Due Inspection Chassis in the list

Inspection date will be marked in RED when the date is due.

new

ALL CHASSIS

ALL LOCATIONS

user notification

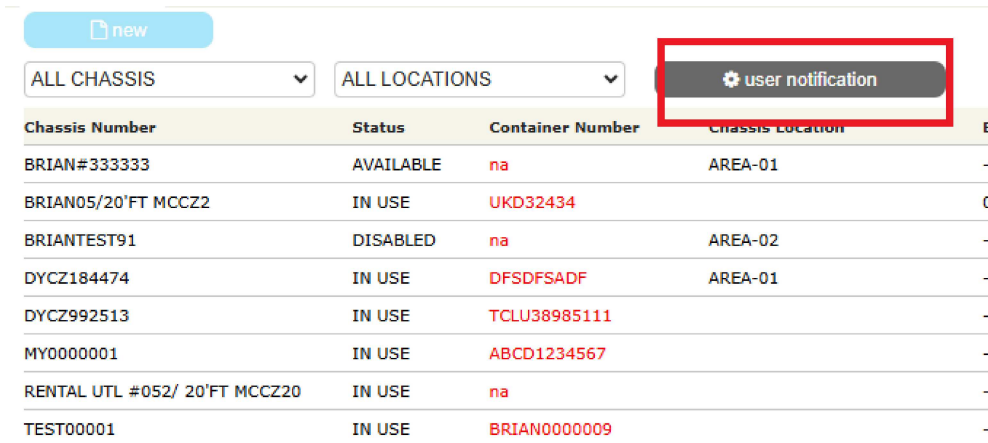
delete - remove chassis number | release - manually change chassis to available | disable - manually hid

Noted that chassis number status will change to OCCUPIED when it is selected in the shipment page and change to AVAILABLE automatically when CONTAINER RETURNED status is added

Chassis Number	Status	Container Number	Chassis Location	BIT	FMCSA	Available Date	Job Number	Job Status	Return Date	Inspection
BRIAN#333333	AVAILABLE	na	AREA-01	---	---	---	na	-----	na	01/01/2025
BRIAN05/20'FT MCCZ2	IN USE	UKD32434		01/08/2025	01/23/2025	---	201812253	AVAILABLE FOR PICKUP	na	---
BRIANTEST91	DISABLED	na	AREA-02	---	---	03/20/2023 03:00AM	na	-----	na	---
DYC2184474	IN USE	DFSDFSADF	AREA-01	---	---	---	201812254	NEW SHIPMENT	na	01/09/2025
DYC2992513	IN USE	TCLU38985111		---	---	---	201812074	ON THE WAY TO YARD	na	01/14/2025
MY0000001	IN USE	ABCD1234567		---	---	---	201812247	DELIVERED TO CUSTOMER	na	---
RENTAL UTL #052/ 20'FT MCCZ20	IN USE	na		---	---	---	201812024	-----	na	---
TEST00001	IN USE	BRIAN0000009		---	---	---	201812244	AVAILABLE FOR PICKUP	na	---

C/ Setup Users to Receive Notification

Click the “user notification” button to assign system users to receive the notification.  
System will send out notification for all company chassis with inspection date due in 5 or less days.



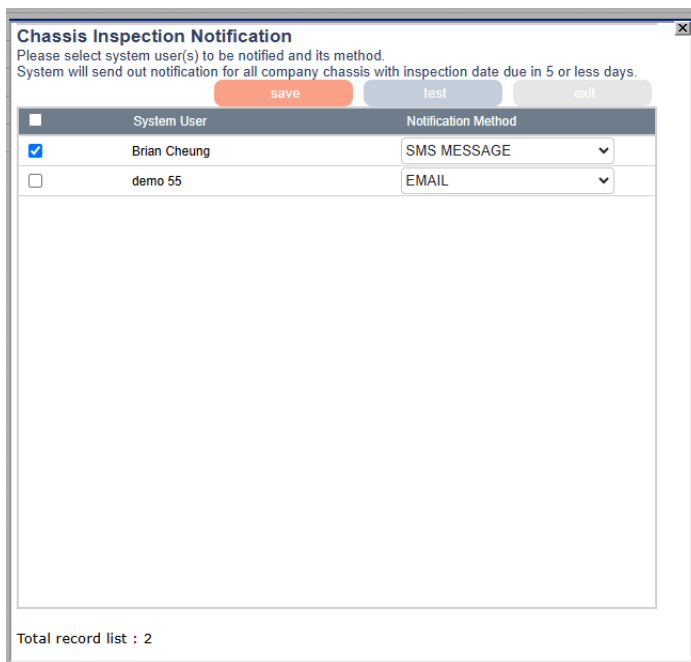
Chassis Number	Status	Container Number	Chassis Location	B
BRIAN#333333	AVAILABLE	na	AREA-01	--
BRIAN05/20'FT MCCZ2	IN USE	UKD32434		0
BRIANTEST91	DISABLED	na	AREA-02	--
DYCZ184474	IN USE	DFSDFSADF	AREA-01	--
DYCZ992513	IN USE	TCLU38985111		--
MY0000001	IN USE	ABCD1234567		--
RENTAL UTL #052/ 20'FT MCCZ20	IN USE	na		--
TEST00001	IN USE	BRIAN0000009		--

## D/ Notification Method

Notification can be sent by email or SMS or both.

Checkbox the system user(s) you want, specify the sending method, and then save.

**\*\* Please make sure you have input phone number and email in your system user login profile (you can check it at menu-> system -> system users, you may need to login as admin in order to view it.) \*\***



**Chassis Inspection Notification**  
Please select system user(s) to be notified and its method.  
System will send out notification for all company chassis with inspection date due in 5 or less days.

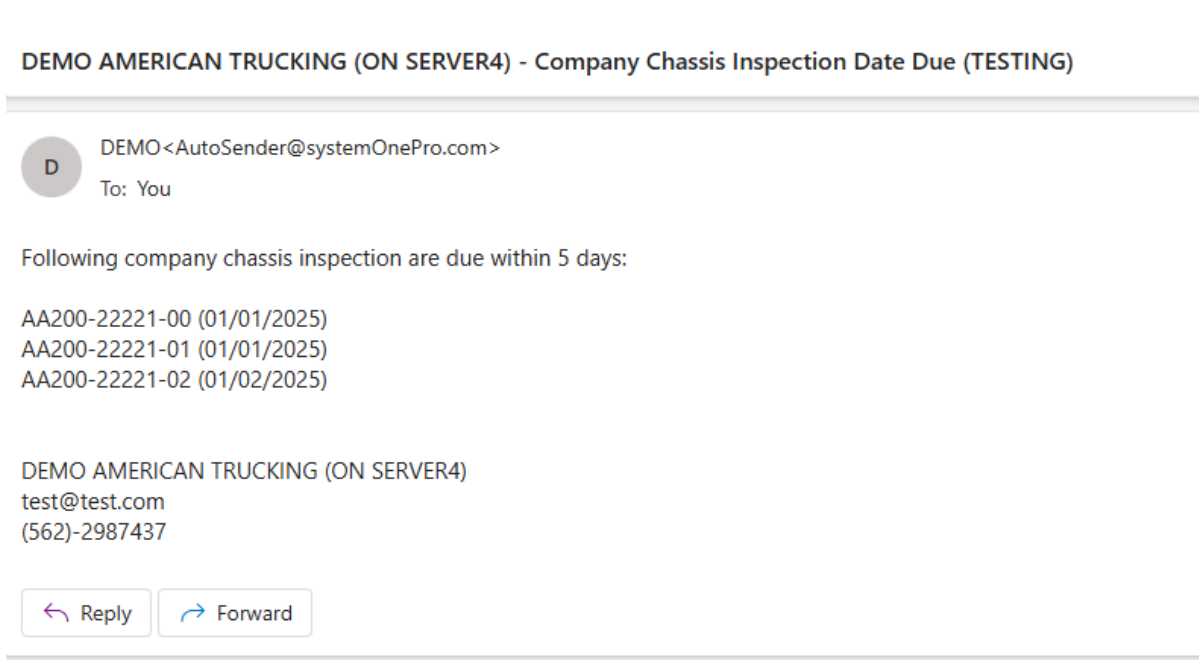
save test exit

<input type="checkbox"/>	System User	Notification Method
<input checked="" type="checkbox"/>	Brian Cheung	SMS MESSAGE
<input type="checkbox"/>	demo 55	EMAIL

Total record list : 2

E/ Sample Email

Notification email will look like this.



F/ Testing

You can test the notification, simply click “test” button.

It will send out both email and SMS according to your user login profile.

